

DX3 2025


DYNAMAX
A DIVISION OF FOREST RIVER


**FOREST
RIVER**

DX₃




Pictured with Optional Extended Front Cap with Cab-Over Bunk

FORESTRIVERINC.COM

DX3

The journey is as important as the destination. With Freightliner's M2-106 and Cummins L9 Turbo Diesel powerhouse, the DX3 offers excellent horsepower, torque, and towing capacity. In addition, the familiar automotive cab chassis offers enhanced serviceability, up to 5' of crush zone safety protection, better airflow to the radiator, and easier entry and exit over traditional Class A motorhomes.



OPTIONS



DUAL POWER THEATER SEATS
IPO Sofa (32KD, 37BD, 37TS, 37RB)

THREE-SEAT POWER THEATER SEATS
IPO Sofa (34KD)



STANDARD FEATURES & OPTIONS

CHASSIS

- Freightliner® M2 106 Plus Chassis (33,000-lbs. GVWR / 54,000-lbs. GCWR)
- Cummins® L9 Turbo Diesel Engine (360hp / 1,150 lb.-ft. of Torque)
- Allison® 3200 TRV Six-Speed Automatic Transmission
- 100-Gallon Fuel Capacity (Twin 50-Gallon Aluminum Fuel Tanks)
- 6-Gallon Diesel Exhaust Fluid Tank
- Trailer Hitch (20,000 Tow lbs. / 2,000 Tongue lbs.) with 7-Way Round Tow Connection
- Brake Controller
- C-Brake by Jacobs® with High/Medium/Low Settings
- Locking Differential
- Airliner® 21,000-lb. Rear Suspension
- Manual Air Suspension Dump Valve Switch on the Dash
- 275-Amp Alternator
- Quick Disconnect Fitting with Tire Inflation Kit
- Air Brakes with 4-Wheel ABS
- Bilstein® Gas-Charged Front Shock Absorbers
- Equiflo™ Inboard Fuel System (Dual Supply - Dual Return)
- Fuel Filter/Water Separator with Primer Pump
- Engine Block Heater
- Steel-Reinforced, Aluminum Cab
- Chrome Grille and Air Intake Grille
- Front and Rear Tires: Michelin® XZE2 275/80R22.5 (14 Ply Radials)
- Single Front Wheels: Alcoa® Aluminum (22.5" x 8.25") *Outside Rims are Polished
- Dual Rear Wheels: Alcoa® Aluminum (22.5" x 8.25") *Outside Rims are Polished
- Valve Extensions
- Tire Pressure Monitoring System
- 4.78 Rear Axle Ratio
- Daytime Running Lights
- LED Headlights
- Tinted Door Glass and Wing Windows
- Chassis Battery Shut Off Switch in Cab

- Leatherette Driver and Passenger Air Ride Seats with Air Lumbar Controls
- Quad-View Camera System (Right Side, Left Side, Hitch, and Rear Horizon Views)
- Kenwood® 10" Touch Screen Dash Infotainment System with AM/FM, Bluetooth®, Sirius/XM® (Tuner and Antenna), Apple® CarPlay™ / Android® Auto™ Functionality, and Garmin® RV Navigation
- JBL® Premium Cab Sound System - JBL Full Range/ Tweeter Coaxial Speakers, Dual Voice Coil Subwoofer, and a High-efficiency, High-performing, 4-Channel DSP Amplifier, all "Tuned" Specifically for the Freightliner M2
- Mobileye® Collision Avoidance System
- Air Horn
- 12V Accessory Ports
- One Valve Parking Brake System with Warning Indicator
- Engine After-Treatment Device, Automatic Over-the-Road Regeneration, and Dash-Mounted Regeneration Switch
- Momentary Battery Booster Switch for Connecting Chassis and House Batteries
- Marker Lights with Separate Interrupter Switch
- Low Air Pressure Light and Buzzer
- Cruise Control
- Adjustable Steering Column
- 18" Leather-Wrapped Steering Wheel
- Power and Heated Exterior Mirrors
- Power Windows and Locks
- 3-Point Seat Belts
- Dual Reading Lights
- Two (2) Cup Holders in Dash

CONSTRUCTION

- 2" Aluminum-Framed, Laminated Sidewalls with High-Density Block Foam Insulation
- Composite Exterior Fiberglass (No Exterior Wood)
- Aluminum-Framed Floor
- Aluminum-Framed Roof Trusses
- Crowned, One-Piece Fiberglass Roof
- Foil-Lined Ductwork Throughout

- Fiberglass Rear Cap and Front Wing Panels
- Automatic, 4-Point Hydraulic Leveling Jacks
- Dual-Pane, Dark-Tinted, Frameless Windows
- Seamless Rotocast Storage Compartments with LED Lighting
- Side-Hinged, Locking Aluminum Exterior Storage Doors with Paddle Latches

EXTERIOR

- Custom Full Body Paint Package
- Premium Cut and Buffed Paint Finish

- Front-End Diamond Shield® Paint Protection
- Roof-Mounted, Integrated Armless Patio Awning with LED Lighting and Wind Sensor
- Aluminum-Wrapped Slideout Toppers
- LED Patio Light
- Entry Door with Rotary Latch; Dark-Tinted, Frameless Window; and Integrated Shade
- Keyless Entry Touch Pad at Entry Door
- Lighted Acrylic Entry Grab Handle
- Power Entry Steps with Upgraded SeaDek® Step Treads
- Exterior Wall-Mounted Entertainment Center with 32" LED Smart TV
- Front and Rear LED Clearance and Marker Lighting
- Rear LED Docking Lights
- Polished Stainless Steel Cab Step Treads
- Rear "DYNAMAX" Rock Guard
- Chrome Exhaust Tip

INTERIOR

- Luxury Vinyl Tile with Soft Silence Acoustical Pad Throughout
- Deluxe Carpet with Pad in Select Living Area Slide Rooms
- Soft-Touch Padded Vinyl Ceiling
- Luxury Vinyl Tile Entry with Non-Skid Rubber Steps
- LED Recessed Ceiling Lights
- Sprung, Residential Style Dinette Seats with Lift Up Storage
- Tri-Fold Sofa
- Coordinating Fabric Window Treatments
- Day/Night Roller Shades
- Hardwood Raised Panel Cabinetry with Five-Piece Drawer Fronts
- Hardwood Shaker-Style Passage Doors
- Full Extension, Soft-Closing Drawer Guides (where applicable)
- Hidden Hinges
- 42" LED Smart TV (Living Area) (N/A - 37BD and 37TS)
- Entertainment Center with Pop-Up 39" LED Smart TV and Fireplace (37BD Only)
- Entertainment Center with Pop-Up 50" LED Smart TV and Fireplace (37TS Only)
- Sound Bar
- Thermal, Reflective Front Privacy Shades
- USB Charging Ports

KITCHEN

- 18 cu. ft. Residential Refrigerator with Ice Maker (N/A - 32KD)
- 16 cu. ft. Residential Refrigerator with Ice Maker (32KD Only)
- Sealed Gas Range with Glass Cover
- Convection Microwave Oven
- Solid Surface Countertops with LED Edge Lighting and Backsplash
- Stainless Steel Sink with Solid Surface Covers
- Residential Stainless Steel Spring Gooseneck Faucet
- Pantry
- Overhead Cabinet Accent Lighting

Key Dimensions	32KD	34KD	37BD	37TS	37RB
GVWR (lbs.)	33,000	33,000	33,000	33,000	33,000
GCWR (lbs.)	59,000	54,000	54,000	54,000	54,000
GAWR - Front (lbs.)	12,000	12,000	12,000	12,000	12,000
GAWR - Rear (lbs.)	21,000	21,000	21,000	21,000	21,000
UVW* (lbs.)	24,792	24,808	26,050	26,152	26,919
Overall Length	33' 10"	36' 8"	39' 2"	39' 2"	40' 9"
Exterior Width	101"	101"	101"	101"	101"
Wheelbase	245"	268"	268"	268"	286"
Overall Exterior Height (w/15,000 BTU Roof A/C)	12' 9"	12' 9"	12' 9"	12' 9"	12' 9"
Interior Height	7' 0"	7' 0"	7' 0"	7' 0"	7' 0"
Fuel Capacity (gal.)	100	100	100	100	100
Water Capacities (gal.)					
Fresh/Gray/Black	98/52/52	94/52/52	94/52/52	94/52/52	100/52/52
LPG Capacity (WC) (gal./lbs.)	20.3/86	20.3/86	20.3/86	20.3/86	20.3/86
Awning Length	16'	18'	13' 6"	18'	18'

* UVW is an estimate only based on standard equipment.

FULL BODY PAINT PACKAGES

With Front-End Diamond Shield



Admiral Blue



Grey Stone



Magnetic



Merlot



Sunset

AVAILABLE CAB-OVER OPTION

Extended Front Cap with Cab-Over Bunk



All information contained in this brochure is believed to be accurate at the time of publication. Please be advised that the stated Standards and Options are subject to change during the model year due to factors outside of the direct control of Dynamax, such as supplier changes/shortages. Dynamax also often makes running changes during the model year to improve reliability, performance, and/or capacity. Please refer to www.dynamaxcorp.com for the most current specifications.



DX3

- Under-Cabinet Lighting
- MaxxAir® Power Vent with Built-In Rain Cover

BEDROOM

- King Bed (77" x 78") with Gel-Infused Memory Foam Mattress
- Deluxe Padded Headboard
- Designer Bedding Package
- 32" LED Smart TV with Sound Bar
- Cedar-Lined Wardrobe
- Nightstands with Solid Surface Countertops
- LED Reading Lights
- USB Charging Ports
- Bunk Bed Mattresses (28" x 76") and Privacy Partition (37BD)
- Two Bunk CD/DVD Players with Monitors (37BD)

BATHROOM

- Polymarm® Shower Surround
- Shower Skylight
- Glass Shower Door
- Oxygenics Body Spa® RV Shower Head
- Solid Surface Countertop with LED Edge Lighting and Backsplash
- Under-Mount Sink with Residential Brushed Nickel Faucet
- Porcelain Foot-Flush Toilet (37BD and 37TS)
- Porcelain Electronic-Flush Macerator Toilet(s) (N/A 37BD and 37TS)
- MaxxAir® Power Vent with Built-In Rain Cover

UTILITIES

- Dual 12V 8D AGM Deep-Cycle, Maintenance-Free Batteries
- Multiplex® Wiring with Touch Screen Command Center, Switch Panels, and Bluetooth® Smart Phone App Control
- Battery Disconnect
- 50-Amp Service with Power Cord Reel
- 3,000W Hybrid Pure Sine Wave Inverter/Charger (3,500 Peak Watts)
- 8kW Onan® Diesel Generator with Auto Transfer Switch (Mounted on Isolator Pads)
- Automatic Generator Start
- Solar Panel - Single 200 Watt with 30 Amp Controller
- Dual Ducted, Low-Profile 15,000-BTU Air Conditioners with Heat Pumps
- Aqua-Hot® 400D Diesel System
- Combo Washer Dryer Prep (32KD)
- Stackable Washer/Dryer Prep (N/A - 32KD)
- 20.3-Gallon LP Tank (WC)
- LP Quick Connect
- Water Filtration System
- Exterior Shower in Service Bay
- Power Water Hose Reel in Service Bay
- Exterior GFCI Receptacle
- Winegard® AIR 360+™ Dome Antenna (WiFi Extender, 4G LTE, Omnidirectional VHF/UHF OTA, FM, SIM Card Port)

- 4x4 HDMI Matrix
- Cable TV/Satellite Hookup in Service Bay
- Thetford® Sani-Con Turbo Macerator System
- Black Tank Flush
- SureLevel® Tank Level Monitoring System
- Utility Compartment Heated by Aqua-Hot® System
- Enclosed Holding Tanks Heated by Aqua-Hot® System
- Upgraded 12V On-Demand Water Pump (4 Gallons Per Minute)

- Carbon-Monoxide, LP Gas, and Smoke Detectors
- Fire Extinguisher
- Winegard® In-Motion T4 Satellite (Dish® SD-HD, DirecTV® SD, BellTV® SD-HD)

OPTIONS

- Aerodynamic Fiberglass Front Cap with Cab-Over Cabinets
- Extended Fiberglass Front Cap with Cab-Over Bunk Mattress and Privacy Curtain
- Black Out Package (Cab Entry Steps, Side Mirrors, Rock Guard, Wheels, Headlight Bezels, Exterior Grab Handle Trim, Custom Grille and Vent)
- Chrome Appearance Package (Custom Grille and Vent; Dual Roof-Mounted Air Horns, Baggage Door Handles; and Remote-Locking System for Exterior Bays & Entry Door)
- 12V 15 cu. ft. 3-Door Compressor-Driven Refrigerator in place of Standard Refrigerator and Side Pantry
- Washer/Dryer (N/A - 32KD)
- All-Electric Package: Induction Range and Exterior Storage Compartment in Place of LP Tank
- Three-Seat, Power Reclining Theater Seats in Place of Dinette (34KD - Only Outer Seats are Powered)(+40 lbs.)
- Dual, Power Reclining Theater Seats in Place of Dinette (N/A - 34KD)(+40 lbs.)
- Xplorer Package - includes Insulated Cab Curtain; Two Lithium House Batteries (600aH Total); 1,000W Solar Package; and Insulated Utility Bay

UPGRADE YOUR DX3 WITH THESE OPTION PACKAGES

Blackout Package



Chrome Package



© 2014 Dynamax Corporation. All rights reserved.

The Optional, All-Season Xplorer Package

Tested and developed for over a decade in the Canadian Rockies



Shown with Xplorer Package Full Body Paint available in "Light" (Left) or "Dark" (Above).

- **Dual Lithium Batteries** – 600 AH with built-in heaters to maximize off-grid efficiency
- **Enhanced Solar Power** – 1000 Watts with MPPT controllers for up to a 30% better charging rate
- **Dual-Pane Windows** – reduce condensation to help maintain interior temperature
- **Heated Utility Bays with Thermal-Foil Insulation** – enhance heat retention.
- **Temperature Sensor in Utility Bay** – displays on interior multiplex panel
- **Enhanced Insulation in Walls, Floor, and Roof** – more easily maintains optimal interior temperature
- **Insulated Cab Curtain** – closes off the cab area in colder climates to minimize heat loss




DIFFERENT BY DESIGN


2745 Northland Dr. • Elkhart IN 46514
888-295-7859 • www.dynamaxcorp.com



DÉCOR SELECTIONS



Main



Main



Main



GVWR (Gross Vehicle Weight Rating) - is the maximum permissible weight of the unit when fully loaded. It includes all weights, inclusive of all fluids, occupants, cargo, optional equipment and accessories. For safety and product performance do NOT exceed the GVWR.

GCWR (Gross Combined Weight Rating) - is the maximum permissible loaded weight of your motor home and any towed trailer or towed vehicle. Actual GCWR of this vehicle may be limited by the sum of the GVWR and the installed hitch receiver maximum capacity rating; see hitch rating label for detail.

GAWR (Gross Axle Weight Rating) - is the maximum permissible weight, including cargo, fluids, optional equipment and accessories that can be safely supported by each axle.

UVW (Unloaded Vehicle Weight)** - is the typical weight of the unit as manufactured at the factory. It includes all weight at the unit's axle(s), including full fuel, all fluids and LP Gas. The UVW does not include cargo, fresh potable water, additional optional equipment or dealer installed accessories.

*Estimated Average based on standard build optional equipment.

CCC (Cargo Carrying Capacity)** - is the amount of weight available for fresh potable water, cargo, passengers, additional optional equipment and accessories. CCC is equal to GVWR minus UVW. Available CCC should accommodate fresh potable water (8.3 lbs per gallon). Before filling the fresh water tank, empty the black and gray tanks to provide for more cargo capacity.

**Estimated average based on standard build optional equipment.

Each Forest River RV is weighed at the manufacturing facility prior to shipping. A label identifying the unloaded vehicle weight of the actual unit and the cargo carrying capacity is applied to every Forest River RV prior to leaving our facilities.

The load capacity of your unit is designated by weight, not by volume, so you cannot necessarily use all available space when loading your unit. Actual towing capacity is dependent upon your particular loading and towing circumstances, which includes the GVWR, GAWR and GCWR as well as adequate trailer brakes. Please refer to the Operator's Manual of your vehicle for further towing information.

All information contained in this brochure is believed to be accurate at the time of publication. However, during the model year, it may be necessary to make revisions and Forest River, Inc., reserves the right to make all such changes without notice, including prices, colors, materials, equipment and specifications as well as the addition of new models and the discontinuance of models shown in this brochure. Therefore, please consult with your Forest River dealer and confirm the existence of any materials, design or specifications that are material to your purchase decision.

©2024 Dynamax, a Division of Forest River, Inc., a Berkshire Hathaway company. All Rights Reserved. 08/24



PRE-DELIVERY INSPECTION FACILITY

20,000 square feet of quality assurance. The bare essentials for a premium product. This state-of-the-art facility gives immediate daily feedback to production for quality assurance in every unit built.



24/7 EMERGENCY ROADSIDE ASSISTANCE WITH VEHICLE PURCHASE*

- | | |
|----------------------------|-------------------------|
| TOWING | WINCH OUT |
| JUMP STARTS | MOBILE TIRE SERVICE |
| TIRE ASSISTANCE | TECHNICAL SUPPORT |
| DELIVERY OF FUEL & | RV MOBILE |
| EMERGENCY FLUIDS | MECHANIC |
| LOCKSMITH/LOCKOUT SERVICES | DEALER LOCATOR SERVICES |



*VALID FOR 1 YEAR FROM DATE OF PURCHASE



Dynamax Owner "Digital Kit" App

Now you can have your Owner's Manual with you wherever you are. Download our FREE App from the App Store or Google Play and you'll have the information right at your fingertips.



Paint Video

<https://www.youtube.com/watch?v=sLgLoR26jfs>

Factory Video Tour

<https://www.youtube.com/watch?v=q5cG43PD7SE>



Learn More
Scan this barcode using a QR Reader on your smart phone to learn more about Forest River.



A Berkshire Hathaway company.

Your Authorized DX3 Dealer